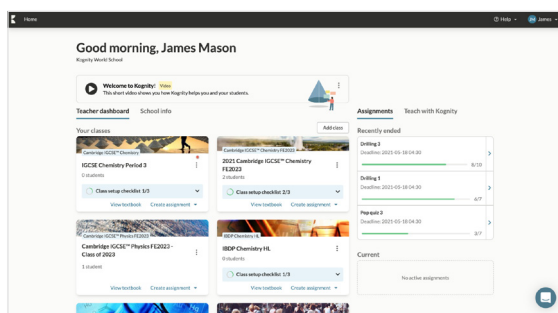


Student Experience Guide

Have you been making the most of Kognity's features by sending assignments and monitoring student usage, but are curious how these relate to your student's experience of the platform? Find out more about the student experience of Kognity!

Teacher View

When you log in you see all of your subjects in one place. You can also send assignments and manage your class from here, as well as monitor the assignments you have issued.

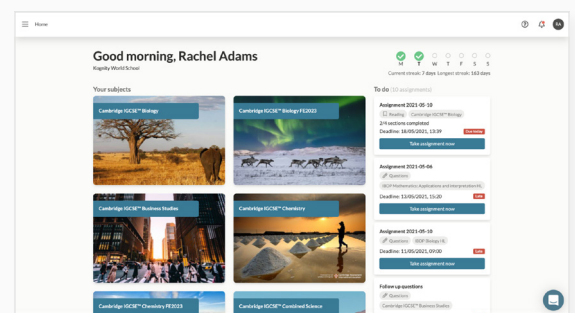


1




Student View

When students log in they see a similar view with all of the classes they are enrolled in, though their options consist of opening a subject and taking assignments that have been issued to them.



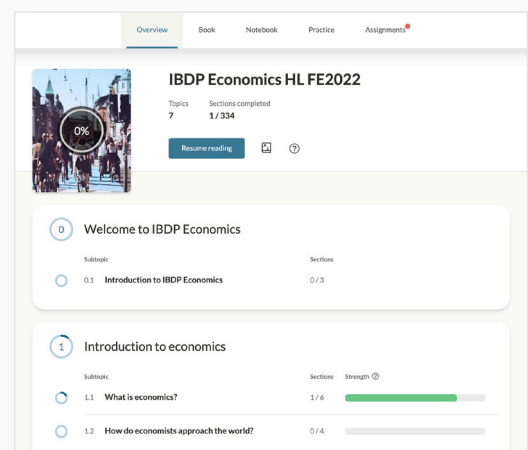
As a teacher you can view the textbook to gain an understanding of what students see from their perspective. You can also assign reading and question assignments directly from within the textbook.



2

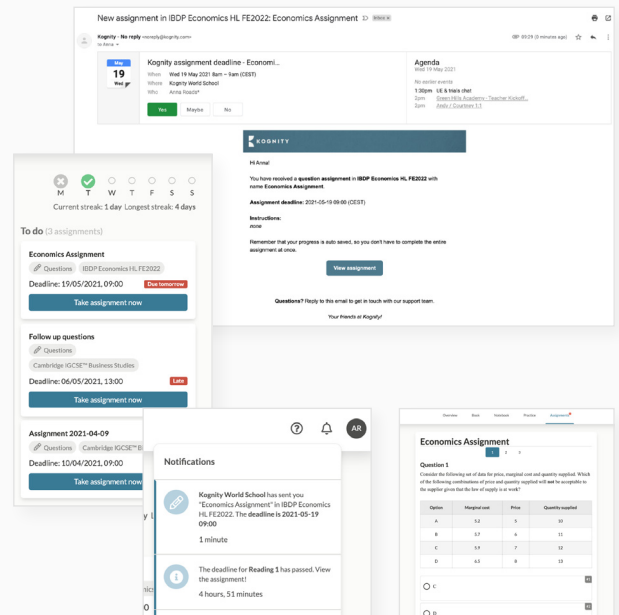
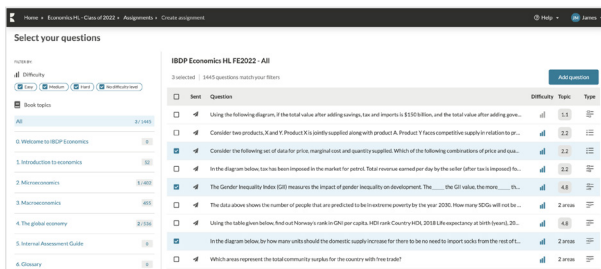


While the teacher view of the textbook allows you to browse each topic and subtopic, the student view allows students' to monitor their progress via strength bars and provides information on how much of the content they have completed.

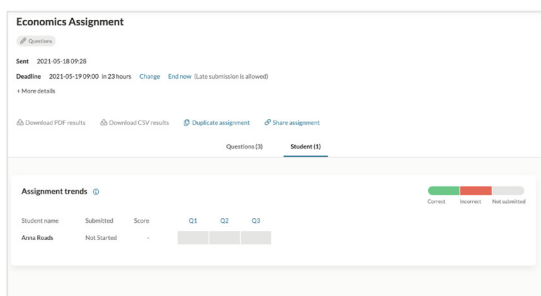


Teachers can create assignments and monitor student completion. Data connected to the assignment such as individual student performance and class trends can be viewed and analysed via the “Assignments” section.

When you send an assignment, students receive notifications via email and within the platform that promote students to begin the assignment. Students then complete reading and question assignments from within Kognity. After submission, students can view their scores directly.

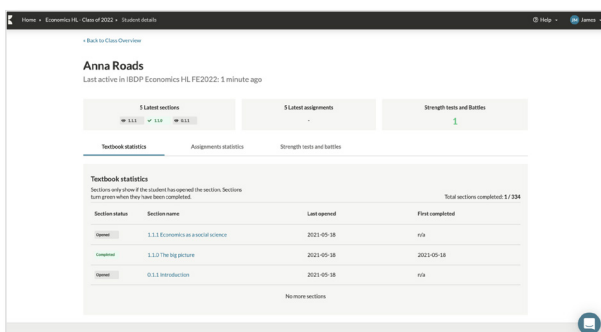


3



You can monitor class and student usage and performance via the “Statistics” section.

The statistics you see comes from students taking strength tests and strength battles in the practice centre and by completing section questions and assignments.



4

