

# Integrating Kognity into your Existing Ways of Working

Create your lesson plans in a way that suits you and your classroom - here's how!

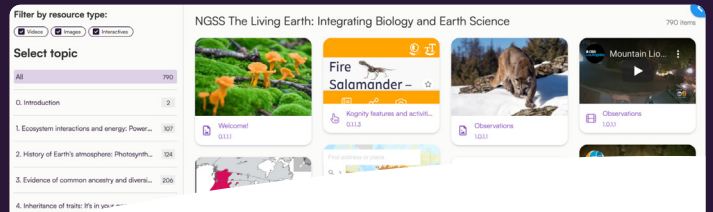


## 1. Kognity's Instructional Flow

Each Unit module is structured using the 5 E model.

Plan your lessons with Kognity by choosing which E you would like to explore in your classroom!

**Tip:** The Teacher Guides for each module provides guidance and options to incorporate Kognity into your instructional flow.



## 2. Media Library

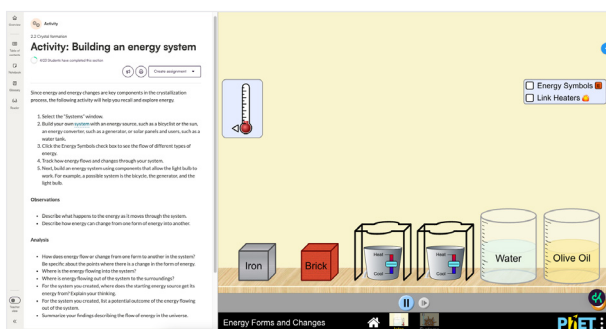
Kognity's embedded simulations, videos, and interactives can also be found in the Media Library.

Find supplementary digital resources to further explore concepts with your students that correspond to your lesson plans.

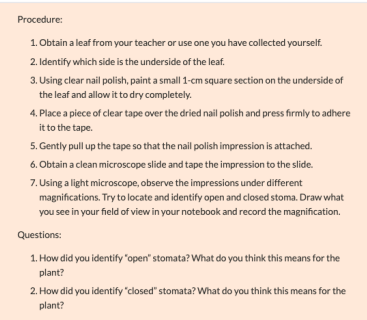
**Tip:** To find suitable supplementary resources, filter by unit, module and resource type to narrow down your search!

## 3. Embedded Hybrid Activities & Investigations

Kognity's content is full of embedded activities and investigations that are suitable for online and offline learning. Explore the examples below:



NGSS Chemistry of the Earth System  
2.2 Crystal formation: Building an Energy System



NGSS The Living Earth  
2.2.2 Activity: Investigating stomata using microscopes

## 4. Print Feature

Want to teach without screens in today's lesson? Use the print feature to take advantage of Kognity's content options in an offline setting.

