



# IGCSE ESL

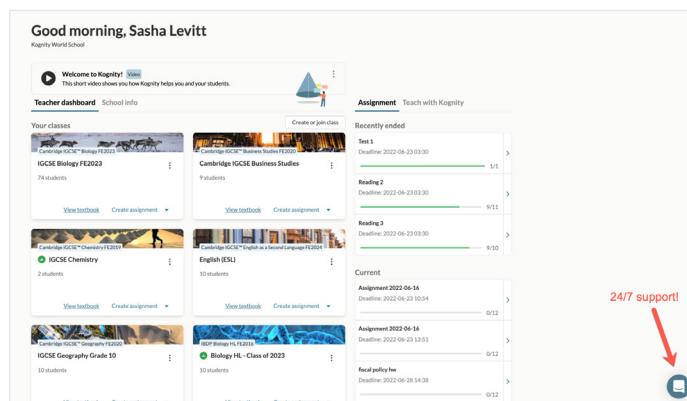
## Teacher to Teacher Tips

Kognity is designed to help you prepare your students for success in their studies, while saving you time in the process. We have taken some of the most frequently asked questions from IGCSE ESL teachers and asked other IGCSE ESL teachers to provide the answers to them. Explore them below!



### Do I need special training on using the ESL FE2024 Kognity platform?


The platform has been designed to be used in a very straightforward way, so it should be fairly manageable to get accustomed to using the platform in your classroom. However, similarly to buying a new gadget, spending some time getting used to the user interface and layout of the platform (both teacher and student dashboards) is recommended. Additionally, Kognity has plenty of resources that support teachers in getting up and running with Kognity, from videos to guides like this one! Check out their [website](#) to view all the helpful tools, and feel free to ask any questions with the chat button at the bottom right of your platform for 24/7 support!





## How should I use the ESL FE2024 Kognity platform?


The ESL FE2024 platform can be used both as an independent resource and as an additional (practice) resource. The content follows the latest changes in the syllabus, so the students that will go through the book will be fully informed and prepared for the exam.



## I love assigning Kognity as home extension work, but how do I know if my students are doing the reading?

Assigning Kognity reading to augment your in class discussion is key to their understanding! By viewing your Insights tab you can see which students “opened” the text, when they opened it and which sections they have viewed. In order for your students to get “credit” for completing the section reading, they must check “complete section” at the end of each reading, and complete all the activities and comprehension questions throughout the section.

Textbook statistics			
Sections only show if the student has opened the section. Sections turn green when they have been completed.			Total sections completed: 1 / 47
Section status	Section name	Last opened	First completed
Completed	0.0.0 Welcome	2022-03-31	2022-07-19
No more sections			





**What's the content ratio of the four skills  
(Reading, Listening, Writing, Speaking) in the book?**

The carefully created content makes sure that all four skills are equally addressed as per the syllabus.

#### BOOK MENU

1.1.1 Listening skills: Human interaction

1.1.2 Speaking skills: Important people in my life

1.1.3 Reading skills 1: Families in different cultures

1.1.4 Reading skills 2: Families over time

1.1.5 Grammar: Comparative and superlative adjectives


1.1.6 Writing skills: Friendships

1.1.7 Summary



**When should I start with the Exam Style Questions assignments?**

Each subtopic in the book focuses on each of the questions that a student would expect in the exam. Additionally, the level of difficulty progresses as the subtopics progress, so ESQ 1.1 (for example) can be done right after completing subtopic 1.1 and so on.





**Is there a way I can keep track of my student's work and progress?**

Yes! In order to keep tabs on your students' work within the text, you can click "Insights" from the main home screen of each corresponding section. This "Questions tab" is extremely useful for keeping track of student engagement as well as formative assessment! This allows you to see student performance on all the questions they've taken in the book. The "Textbook tab" allows you to keep track of their reading progress.

