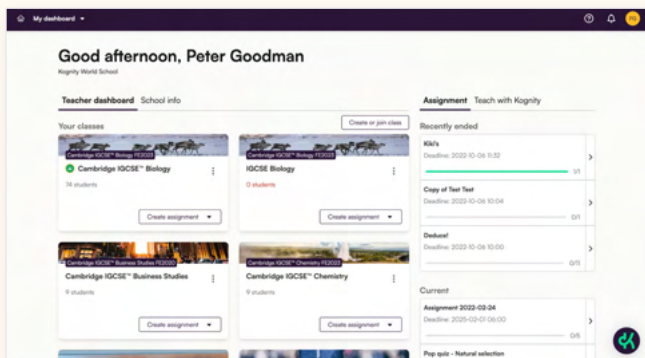


Student Experience Guide

Have you been making the most of Kognity’s features by sending assignments and monitoring student engagement, but are curious how these relate to your student’s experience of the platform? Find out more about the student experience of Kognity!

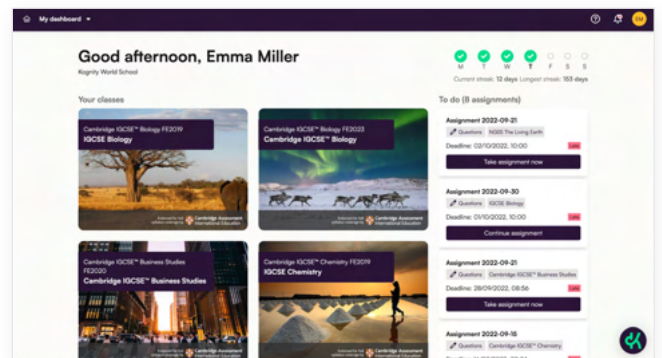
Teacher View

When you log in you see all of your subjects in one place. You can also send assignments and manage your class from here, as well as monitor the assignments you have issued.

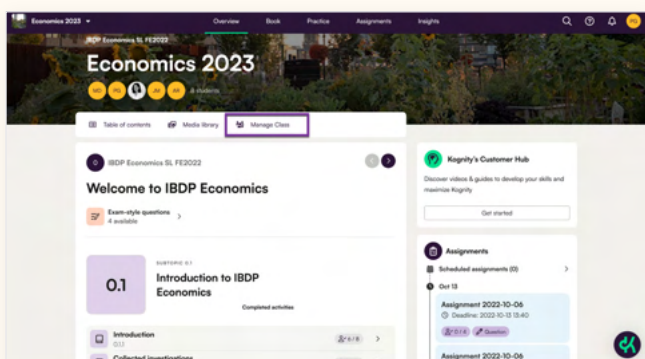


Student View

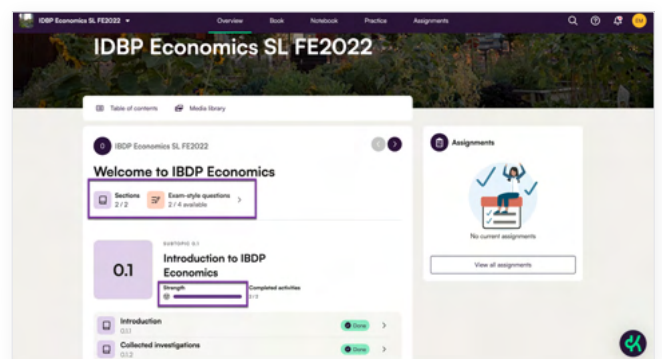
When students log in they see a similar view with all of the classes they are enrolled in, though their options consist of opening a subject and taking assignments that have been issued to them.



The subject overview provides teachers with a table of contents of topics and subtopics covered, as well as a media library with the book’s multimedia resources all in one place. In addition, the “Manage Class” tab gives you control over adding and removing students and co-teachers.

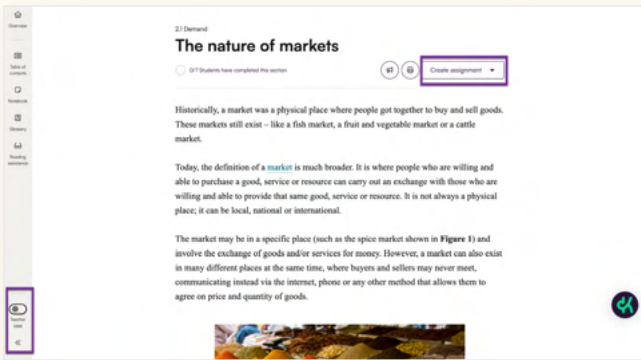


The student view also provides students with the table of contents, media library, and scheduled assignments, with the addition of tools to monitor their progress via strength bars and information on how much of the content they have completed.



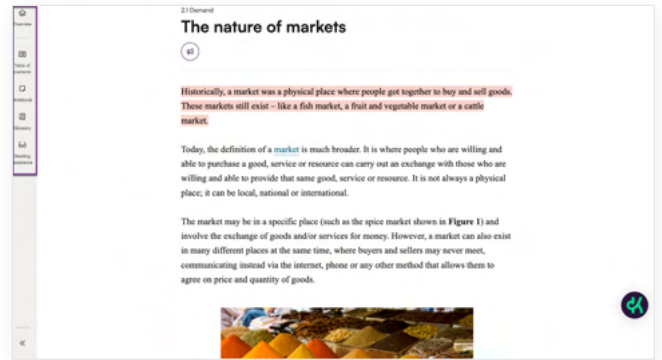
As a teacher you can view the book to gain an understanding of what students see from their perspective, as well as access to all the tools they have, including the notebook, glossary, and immersive reader. You can also print sections if you wish, and assign reading and question assignments directly from within the content.

Tip: If you wish to see a more uninterrupted view of the book subtopics, use the teacher view, located on the bottom of the menu bar. This is much better for lesson planning!



3 Book

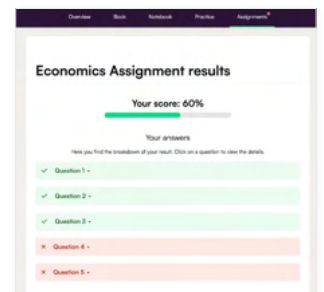
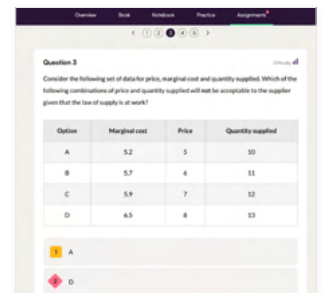
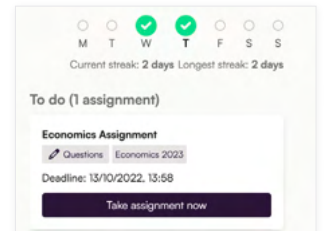
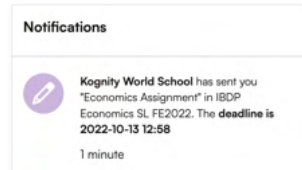
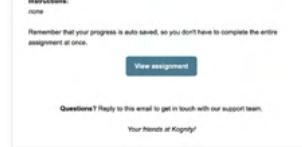
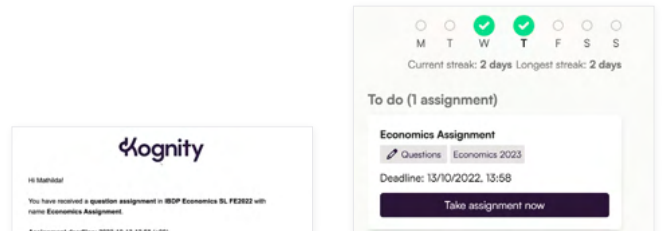
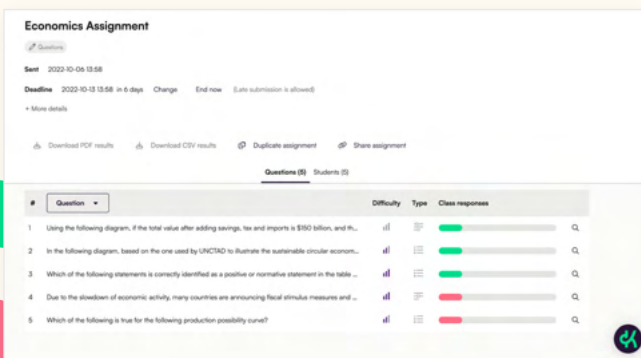
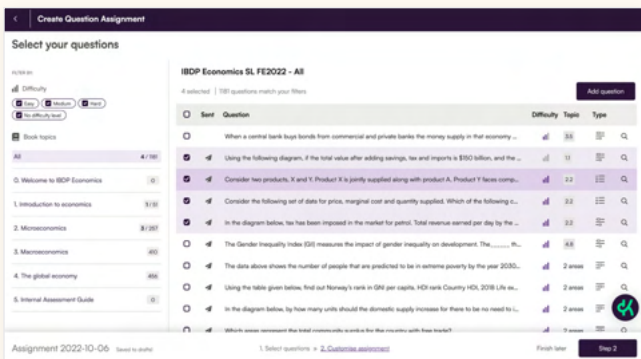
The student view has the same tools on the left hand menu bar, which include a table of contents of the subtopic they are in, the notebook for active reading, a glossary of academic vocabulary, and the immersive reader (reading assistance) mode which allows for reading accessibility.



Teachers can create assignments and monitor student completion. Data connected to the assignment such as individual student performance and class trends can be viewed and analysed via the "Assignments" tab.

4 Assignments

When you send an assignment, students receive notifications via email and within the platform that prompt students to begin the assignment. Students then complete reading and question assignments from within Kognity. After submission, students can view their scores directly.



You can monitor class and student engagement and performance via the “Insights” tab, which shows data taken from the textbook and questions.

5

The data you see in the Insights tab comes from students taking strength tests and battles in the practice centre and by completing section questions and assignments.

Student activity: Ella Baker
Last active in ISDP Economics SL FE2022: 4 months ago

8 Latest sections
5 Latest assignments
Strength tests and Battles

Textbook statistics
Sections only show if the student has opened the section. Sections turn green when they have been completed. Total sections completed: 2 / 237

Section status	Section name	Last opened	First completed
Completed	01.2 Collected investigations	2023-09-16	2023-05-31
Completed	01.1 Introduction	2023-09-16	2023-05-31

No more sections

Alternative measures of well-being

1 2 3

Difficulty: III

Wealthier countries tend to have higher life expectancy and well-being than less wealthy ones. But usually, that comes with unsustainable practices. Which indicator does the HPI (Happy Planet Index) use to compensate for this?

Your answer

Type here

Report feedback or error

Submit answer

Insights
Textbook: Questions

Statistics get a new look and name! [Link to old Statistics](#)

Show all dates Show all students 1.2 Ultrastructure of c... Apply filters Export csv

Student	1.2 Ultrastructure of cells	1.2.0 The big picture	1.2.1 Prokaryotes	1.2.2 Eukaryotes	1.2.3 Electron microscopy	1.2.4 Checklist
Rachel Adams	2/5	0	0	0	0	0
Melissa Gilbert	4/5	0	0	0	0	0
Sahra Lovell	1/5	0	0	0	0	0
Jimmy McGill	0/5	0	0	0	0	0
Leah Nappan	2/5	0	0	0	0	0

Help article: Using the textbook progress page to inform your teaching

Overview Book Practice Assignments Insights

Strength test Exam-style questions Strength battle

1 2 3 4 5

Difficulty: III

Question 1

Which of the following statements is correctly identified as a positive or normative statement in the table below?:

a	Normative statement	Disposable income has declined by 15% over the past four years.
b	Positive statement	Rising tax on beer will have a negative effect on the profits of the brewers.
c	Normative statement	Higher education should be free.
d	Positive statement	Unemployment is more harmful than inflation.

1 b, c

