


IBDP TOK

Teacher to Teacher Tips

Kognity is designed to help you prepare your students for success in their studies, while saving you time in the process. We have taken some of the most frequently asked questions from IBDP TOK teachers and asked other IBDP TOK teachers to provide the answers to them. Explore them below!



How can Kognity help my students and I score well on the TOK Essay?

Two huge components of student success on the TOK essay are focus and perspective taking. The Kognity text is written with both of these elements in mind. The content within each of the AOKs is structured around knowledge questions and the exploration of multiple perspectives of an issue is at the core of the text. A great example of this can be seen in section 4.6.2 in which the KQ, “To what extent is current knowledge wholly dependent on previous knowledge?” is explored in the context of the AOK art.


Additionally, many of the activities in the pink “activity boxes” require students to practice perspective taking and reflection.



Activity

What is art?

1. Independently, create a definition of art. This definition can help you to identify what art is or, alternatively, can help you identify what art is not.
2. Get into a group of two or three and share your definitions with each other.
3. In your small group, take what you all consider the best elements from all your definitions and create a collaborative definition of art to share with the class.
4. As a class, debate and discuss the shared definitions with the goal of coming to a consensus on a definition of art that can be referenced throughout this unit of study.





How can Kognity help my students and I make sense of the Exhibition?

Kognity has an entire section of the text: 5.2, which is dedicated to elucidating the Exhibition in regard to creation and assessment!

Perhaps most unique and helpful are the exhibition specific learning activities contained within this section of the text such as the excellent activities at the start of 5.2.4!

5.2 TOK exhibition

How to prepare your exhibition

1/6 Students have completed this section


[🔊](#) [📄](#) [Create assignment](#)

When you are planning your exhibition, you will need to decide whether to base it on the core theme or on one of your two optional themes. You will also need to select three objects and one of the prompts. The order in which you do this is up to you. You could find an object which sparks your interest for this task, decide on a prompt and then find two other suitable objects and the theme on which to pin your discussion, or you could choose the theme first and then the prompt. Alternatively, you could choose the core theme or one of your optional themes first, decide on the prompt and then look for the objects you want to use. Any order is fine; what matters is the end product, not the order in which you work. Start with whatever sparks your interest.

How to prepare your exhibition

[Mark as complete](#)

[Continue to Objects](#)





Does Kognity provide a “how to guide” in regard to writing the essay? I think this would really help my students and I stay focused on the correct structure.

Yes! Kognity dedicates an entire section of the text, section 5.3, in which key tips on structure, creation and assessment are all lucidly articulated. This section even includes an FAQ section!

5.3 Essay on a prescribed title

How to prepare for the essay

0/6 Students have completed this section


Create assignment

To prepare for writing the TOK essay it is good to have practice in writing TOK-type answers. Your teacher will be able to support you during the planning and writing of your essay. For that purpose, it is a requirement that you meet up with your teacher throughout the process of writing the essay to discuss its progress. There must be three formal recorded interactions between you and your teacher. Information about these must be written down on the TOK essay *Planning and Progress Form (TK/PPF)*. The main purpose of this is to help you to keep on the right track with your essay.



I love assigning kognity as home extension work, but how do I know if my students are doing the reading?

Assigning Kognity reading to augment your in class discussion is so key to their understanding! By viewing your class statistics you can see which students “opened” the text, when they opened it and which sections they have viewed. In order for your students to get “credit” for completing the section reading, they must complete the 3 section questions at the end of each section.





Is there a way I can keep track of my student's work and progress?

Yes! In order to keep tabs on your students' work within the text, you can click on "Insights" back on the Overview page, and go to the Textbook tab. This data is extremely useful for keeping track of student engagement as well as formative assessment! By clicking on a student you can view all of the following instantly:

- The last time they opened the text
- The last section they viewed
- The last set of "section questions" they completed
- The total number of questions they have completed including number correct and incorrect

The screenshot shows the 'Insights' page for 'Theory of Knowledge 2022'. The page is titled 'Insights' and has a 'Textbook Questions' tab selected. Below the title, there are filters for 'Show all dates', 'Show all students', and '2.2 Perspectives'. A table displays the progress of several students across various sections. The table has columns for 'Student', '2.2 Perspectives', '2.2.0 The big picture', '2.2.1 How do perspectives affect...', '2.2.2 Analysing perspectives: a...', '2.2.3 What shapes my perspect...', '2.2.4 The open mind', and '2.2.5 Checklist'. Each cell in the table contains a progress indicator, such as a fraction (e.g., 0/5) or a circle with a checkmark.

Student	2.2 Perspectives	2.2.0 The big picture	2.2.1 How do perspectives affect...	2.2.2 Analysing perspectives: a ...	2.2.3 What shapes my perspect...	2.2.4 The open mind	2.2.5 Checklist
Sam A	0/5	<input type="radio"/>	<input type="radio"/>	<input type="radio"/>	<input type="radio"/>	<input type="radio"/>	<input type="radio"/>
Teal Sherry Account	0/5	<input type="radio"/>	<input type="radio"/>	<input type="radio"/>	<input type="radio"/>	<input type="radio"/>	<input type="radio"/>
Rachel Adams	2/5	<input checked="" type="radio"/>	<input type="radio"/>	<input type="radio"/>	<input checked="" type="radio"/>	<input type="radio"/>	<input type="radio"/>
Kyle Alvarez	0/5	<input type="radio"/>	<input type="radio"/>	<input type="radio"/>	<input type="radio"/>	<input type="radio"/>	<input type="radio"/>
Rachel Bellman	0/5	<input type="radio"/>	<input type="radio"/>	<input type="radio"/>	<input type="radio"/>	<input type="radio"/>	<input type="radio"/>
Julian Bernadotte	0/5	<input type="radio"/>	<input type="radio"/>	<input type="radio"/>	<input type="radio"/>	<input type="radio"/>	<input type="radio"/>

